

Framed Access Doors

CONTACT


Office: 888.973.7600

1100 Ashwood Drive
Suite 1102
Canonsburg, PA 15317
Can


www.clward.com

Detail

- High density fiberglass insulation with UL classification: FHC25/50
- Consist of two, 24 gauge galvanized steel panels, mechanically locked together
- Designed for up to 3" Positive/2" Negative static pressure.
- R-Value of 5
- Available in CAM/CAM and HINGED/CAM
- Meets SMACNA requirements for low pressure doors
- High density, closed cell gasket, which has a service range of – 20° to 100°, is bonded to both the inside and outside of the dovetail frame
- Dovetail Frames 6x6 to 12x12 are manufactured from 24 gauge Galvanized steel. Dovetail frames 14x14 to 24x24 are manufactured from 22 gauge galvanized steel
- All frames are manufactured with spotwelds at each corner for increased strength
- Hinges are full length galvanized piano hinge secured to both the frame and door with three spot welds
- Cams are manufactured from 16 gauge galvanized steel and secured to the door with a rivet
- Latches are manufactured from 20 gauge galvanized steel and secured to the frame with two spot welds
- Access doors available with chains upon request
- Available in Stainless Steel (304 and 316) and Aluminum
- **Frames available for 1" and 1.5" ductboard**



CAMMED

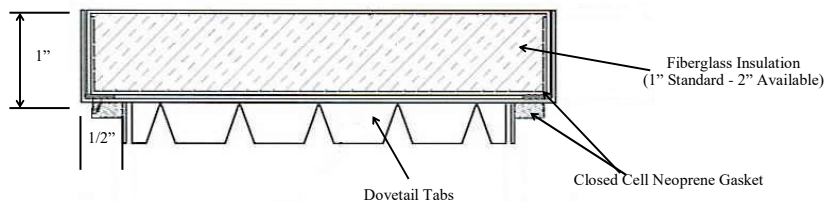


HINGED

Profile

Hinged Doors - 6" x 6" through 14" x 14" have one CAM lock
16" x 16" through 24" x 24" have two CAM locks

CAM Doors - 6" x 6" through 14" x 14" have two CAM locks
16" x 16" through 24" x 24" have four CAM locks



Packaging

CAM	HINGED	PRODUCT DESCRIPTION	PACKAGING	Weight
FDC6GA	FDH6GA	6X6 FRAMED DOOR	20/CARTON	31 lbs/carton
FDC8GA	FDH8GA	8X8 FRAMED DOOR	20/CARTON	45 lbs/carton
FDC10GA	FDH10GA	10X10 FRAMED DOOR	10/CARTON	30 lbs/carton
FDC12GA	FDH12GA	12X12 FRAMED DOOR	10/CARTON	39 lbs/carton
FDC14GA	FDH14GA	14X14 FRAMED DOOR	10/CARTON	50 lbs/carton
FDC16GA	FDH16GA	16X16 FRAMED DOOR	5/CARTON	30 lbs/carton
FDC18GA	FDH18GA	18X18 FRAMED DOOR	5/CARTON	38 lbs/carton
FDC22GA	FDH22GA	20X20 FRAMED DOOR	5/CARTON	45 lbs/carton
FDC24GA	FDH24GA	24X24 FRAMED DOOR	5/CARTON	60 lbs/carton

